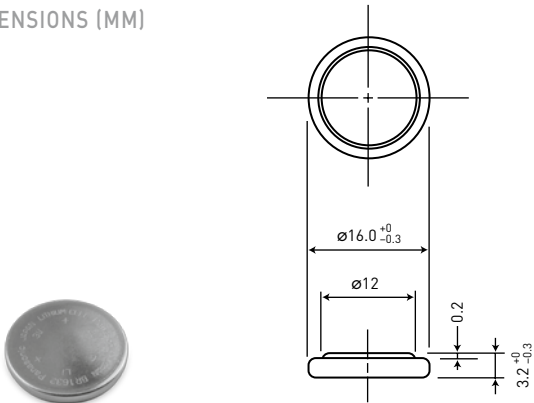


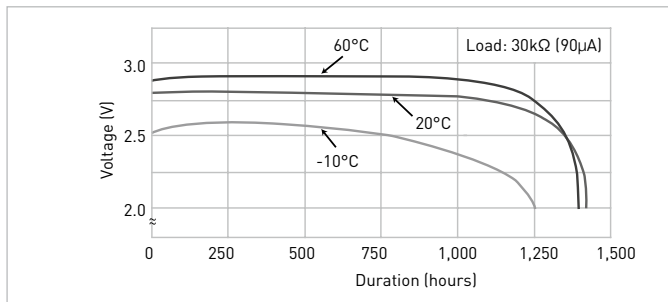
BR-1632

DIMENSIONS (MM)

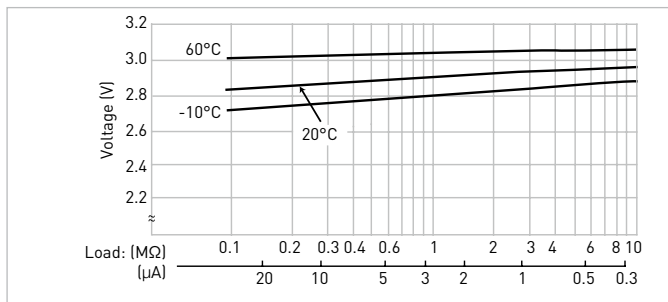


Model number	BR-1632
Nominal voltage (V)	3
Nominal capacity (mAh)	120
Diameter (mm)	16.0
Total height (mm)	3.2
Discharging temperature range (°C)	-30 to +80
Weight (g)	1.5

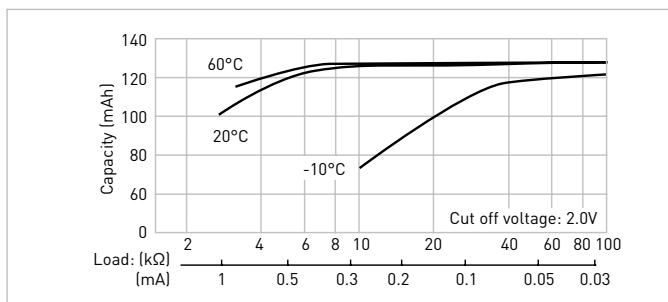
DISCHARGE TEMPERATURE CHARACTERISTICS



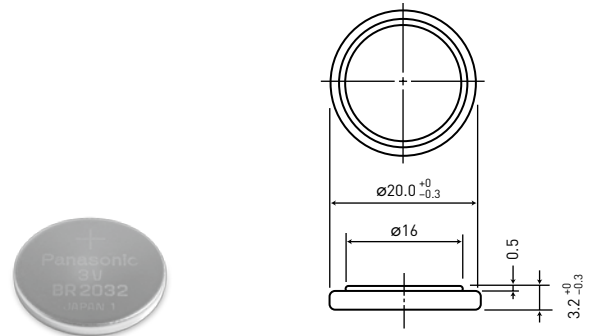
OPERATING VOLTAGE VS. DISCHARGE CURRENT*1



CAPACITY VS. LOAD RESISTANCE

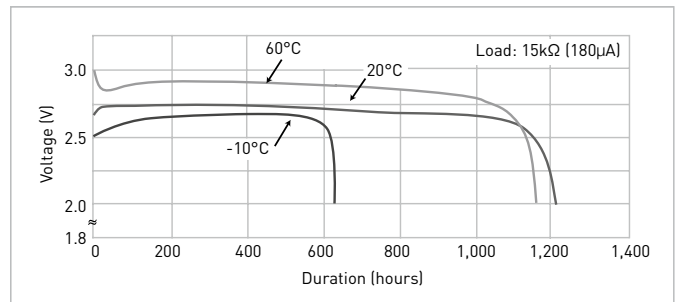


BR-2032

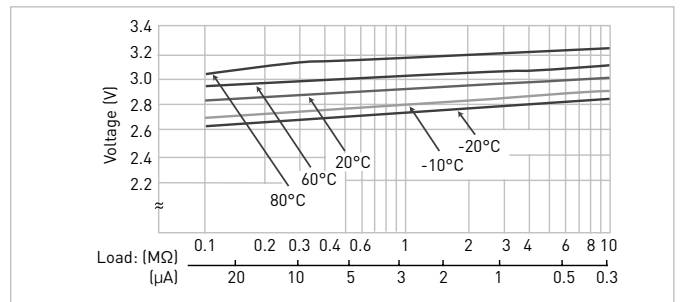


Model number	BR-2032
Nominal voltage (V)	3
Nominal capacity (mAh)	200
Diameter (mm)	20.0
Total height (mm)	3.2
Discharging temperature range (°C)	-30 to +80
Weight (g)	2.6

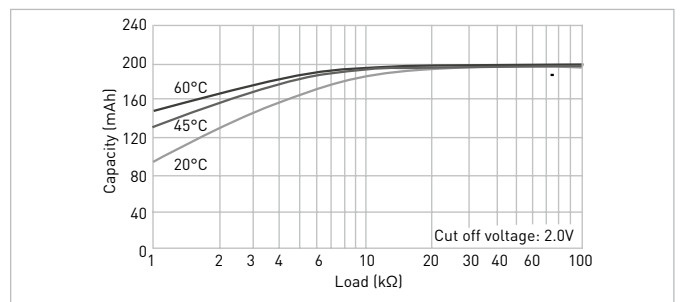
DISCHARGE TEMPERATURE CHARACTERISTICS



OPERATING VOLTAGE VS. DISCHARGE CURRENT*1



CAPACITY VS. LOAD RESISTANCE




The data in this document are for descriptive purposes only and are not intended to make or imply any guarantee or warranty.

*1 Voltage at 50% discharge depth.

Lithium battery holders for BR-2032

These battery holders are designed for sure and easy loading/removal of Panasonic coin type Lithium batteries in/from equipment enabling the batteries to fully exploit their capabilities as the back-up power supply in C-MOS RAM memory and microcomputer memory. All of the battery holders are designed to prevent inverted insertion of the battery.

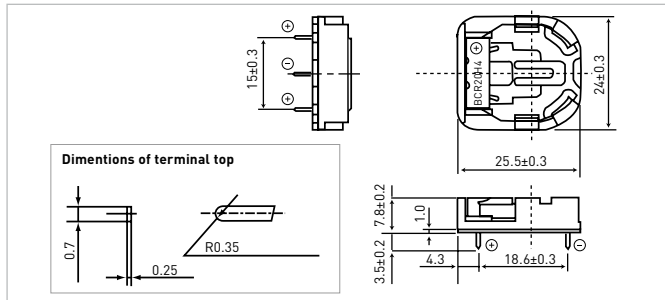


BCR20H4

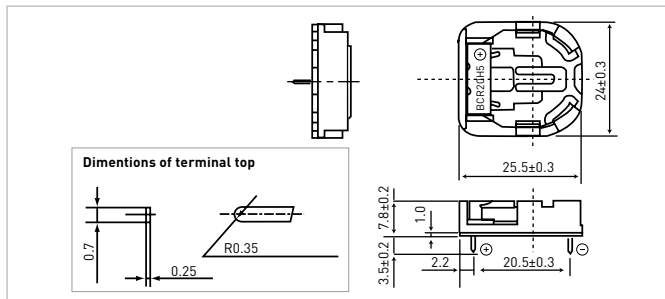
BCR20H5

BCR20V4

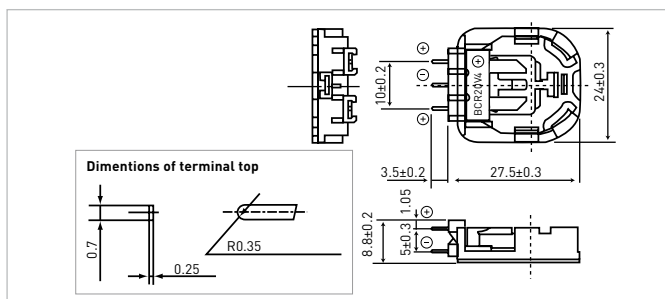
BCR20H4 (3 terminals)



BCR20H5 (2 terminals)



BCR20V4 (3 terminals)

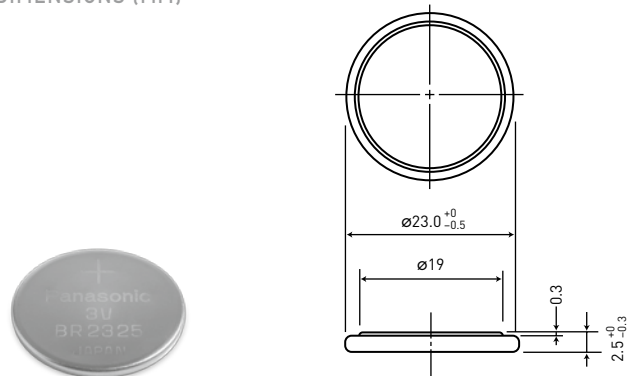


Precaution for washing battery holders

The battery holders can be adversely affected by some detergents use in the circuit board washing process and may result in cracks forming in the holder. Please test the holders in your washing process before use.

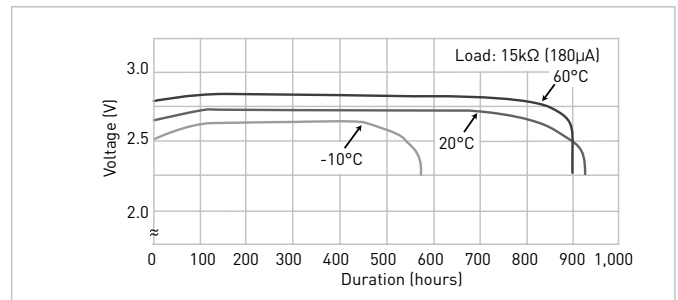
BR-2325

DIMENSIONS (MM)

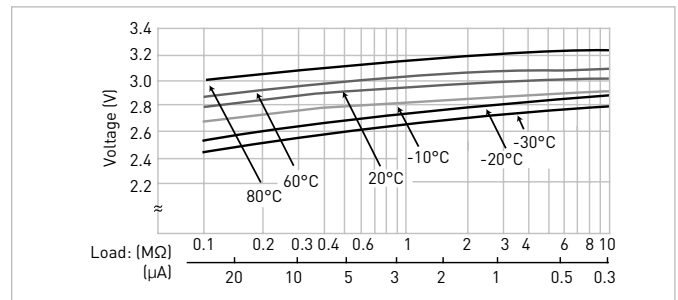


Model number	BR-2325
Nominal voltage (V)	3
Nominal capacity (mAh)	165
Diameter (mm)	23.0
Total height (mm)	2.5
Discharging temperature range (°C)	-30 to +80
Weight (g)	3.0

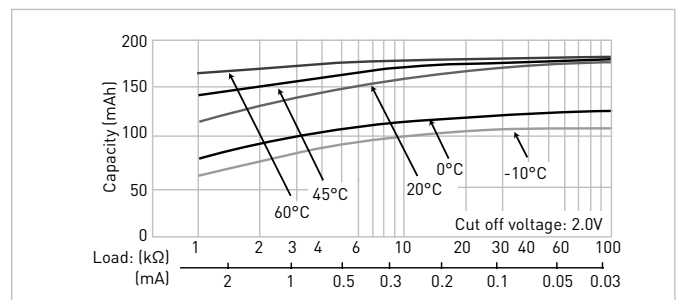
DISCHARGE TEMPERATURE CHARACTERISTICS



OPERATING VOLTAGE VS. DISCHARGE CURRENT*1



CAPACITY VS. LOAD RESISTANCE



The data in this document are for descriptive purposes only and are not intended to make or imply any guarantee or warranty.

*1 Voltage at 50% discharge depth.