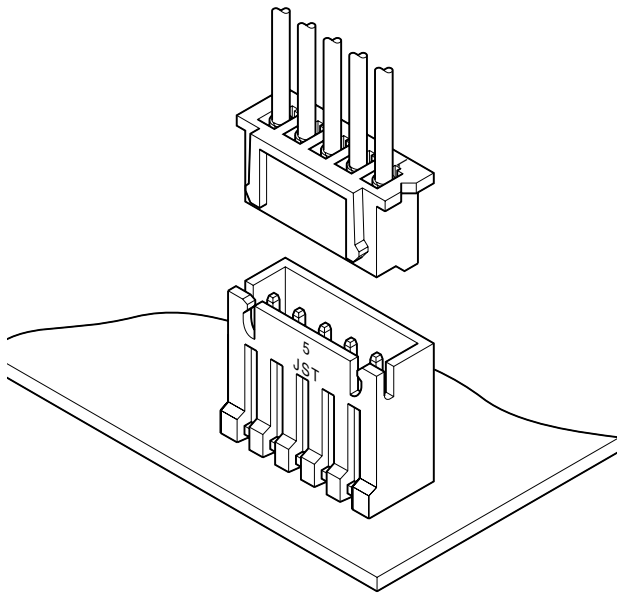


XH CONNECTOR <High box type>

2.5mm pitch/Disconnectable Crimp style connectors



XH connector high box type, with 17.0mm mounting height and with 5.8mm thickness.

- Header for 2.5mm pitch XH connector for use specifically with resin coated ("potted") PC boards
- Interchangeability

Specifications

- Current rating: 3A AC, DC (AWG #22)
- Voltage rating: 250V AC, DC
- Temperature range: -25°C to +85°C
(including temperature rise in applying electrical current)
- Contact resistance: Initial value/ 10m Ω max.
After environmental testing/ 20m Ω max.
- Insulation resistance: 1,000M Ω min.
- Withstanding voltage: 1,000V AC/minute
- Applicable wire: AWG #30 to #22
- Applicable PC board thickness: 1.6mm

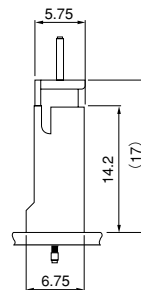
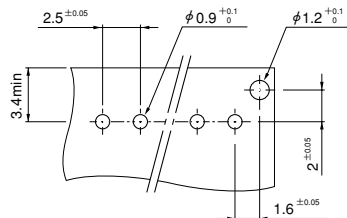
* In using the products, refer to "Handling Precaution for Terminal and Connector" described on our website (Technical documents of Product information page).

* Contact JST for details.

* RoHS2 compliance.

Standards

Recognized E60389

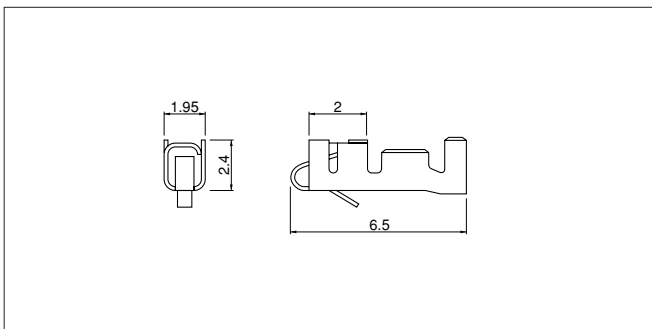


Note: 1. The above figure is the figure viewed from the connector mounting side.

2. Tolerances are non-cumulative: ±0.05mm for all centers.

3. Hole dimensions differ according to the kind of PC board and piercing method. If PC boards made of hard material are used, the hole dimensions should be larger. The dimensions above should serve as a guideline. Contact JST for details.

Contact



Contact	Crimping machine	Applicator		
		Crimp applicator	Dies	Crimp applicator with dies
SXH-001T-P0.6	AP-K2N	MKS-L	MK/SXH-001-06	APLMK SXH001-06
		*MKS-SC	SC/SXH-001-06	APLSC SXH001-06

Note: *Strip-crimp applicator

Model No.	Applicable wire		Insulation O.D. (mm)	Q'ty / reel
	mm²	AWG#		
SXH-001T-P0.6	0.08~0.33	28~22	0.9~1.9	8,000
SXH-002T-P0.6	0.05~0.13	30~26	0.9~1.3	

Material and Finish

Phosphor bronze, tin-plated (reflow treatment)

RoHS2 compliance

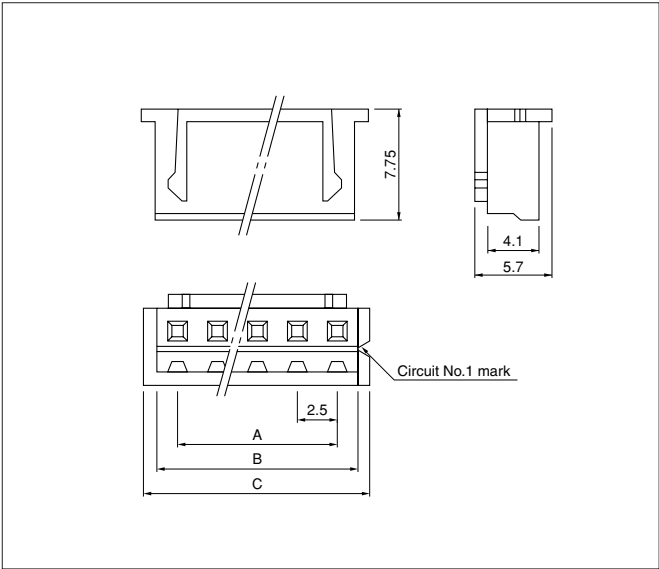
Note: 1. Contact JST if you require gold-plated contacts or contacts made of brass.

2. Contact JST also if you require shielded wires, thin wires or other special wires.

Contact	Crimping machine	Applicator		
		Crimp applicator	Dies	Crimp applicator with dies
SXH-002T-P0.6	AP-K2N	MKS-L	MK/SXH-002-06	APLMK SXH002-06
		*MKS-SC	SC/SXH-002-06	APLSC SXH002-06

XH CONNECTOR (High box type)

Housing



Circuits	Model No.	Dimensions (mm)			Q'ty / bag
		A	B	C	
2	XHP-2	2.5	5.7	7.3	1,000
3	XHP-3	5.0	8.2	9.8	1,000
4	XHP-4	7.5	10.7	12.3	1,000
5	XHP-5	10.0	13.2	14.8	1,000
6	XHP-6	12.5	15.7	17.3	1,000
7	XHP-7	15.0	18.2	19.8	1,000
8	XHP-8	17.5	20.7	22.3	1,000
9	XHP-9	20.0	23.2	24.8	1,000
10	XHP-10	22.5	25.7	27.3	1,000

Material and Finish

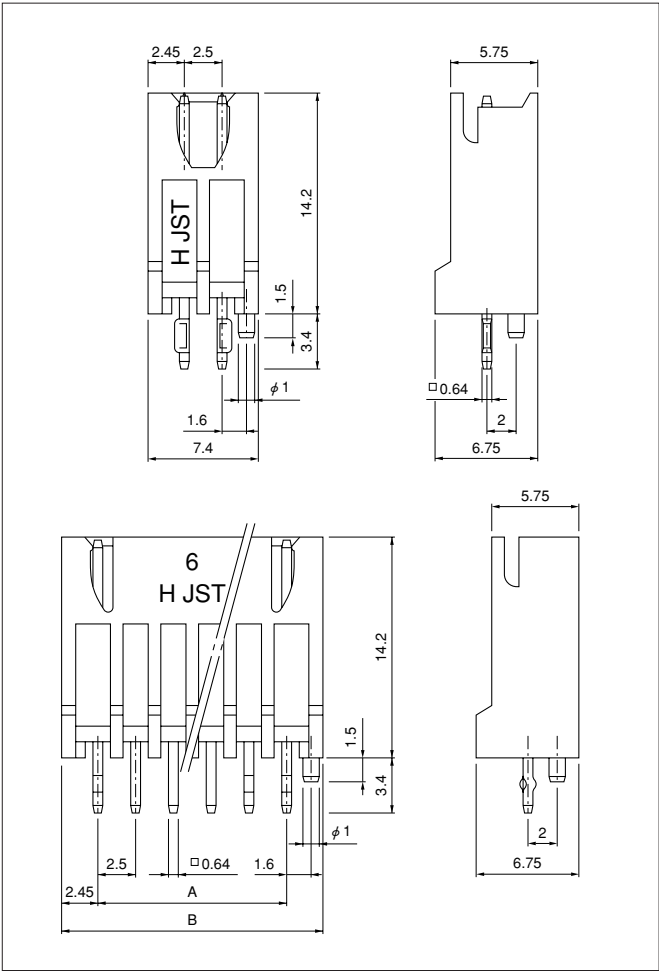
PA 6, UL94V-0, natural (white)

RoHS2 compliance

<For reference> As the color identification, the following alphabet shall be put in the underlined part.
For availability, delivery and minimum order quantity, contact JST.

ex. **XHP-2-oo**
(blank)...natural (white)
BK...black R...red E...blue Y...yellow M...green

Shrouded header



Circuits	Model No.	Dimensions (mm)		Q'ty / box
		A	B	
2	BH2B-XH-2	2.5	7.4	700
3	BH3B-XH-2	5.0	9.9	500
4	BH4B-XH-2	7.5	12.4	300
5	BH5B-XH-2	10.0	14.9	300
6	BH6B-XH-2	12.5	17.4	250
7	BH7B-XH-2	15.0	19.9	200
8	BH8B-XH-2	17.5	22.4	150
9	BH9B-XH-2	20.0	24.9	150
10	BH10B-XH-2	22.5	27.4	150

Material and Finish

Post: Copper alloy, copper-undercoated, tin-plated (reflow treatment)
Wafer: Glass-filled PA 66, UL94V-0, natural (ivory)

RoHS2 compliance

This product displays (LF)(SN) on a label.
<For reference> As the color identification, the following alphabet shall be put in the underlined part.
For availability, delivery and minimum order quantity, contact JST.

ex. **BH2B-XH-2-oo**
(blank)...natural (ivory)
R...red C...black E...blue Y...yellow M...green